

The MPI Message-passing Standard Lab Time Hands-on

SPD Course

2015-2016

Massimo Coppola

Remember!

- Simplest programs do not need much beyond Send and Recv, still...
- Each process lives in a separate memory space
 - Need to initialize all your data structures
 - Need to initialize **your instance of the MPI library**
 - Use MPI_COMM_WORLD
 - Need to define all your DataTypes
 - Should you make assumptions on process number?
 - How portable will your program be?
- Check your MPI man page about launching
 - E.g. **`mpirun -np 4 myprogram parameters`**

- `MPI_Init()`
 - Shall be called before using any MPI calls (very few exceptions)
 - Initializes the MPI runtime for all processes in the running program, some kind of handshaking implied
 - e.g. creates **`MPI_COMM_WORLD`**
 - check its arguments!
- `MPI_Finalize()`
 - Frees all MPI resources and cleans up the MPI runtime, taking care of any operation pending
 - Any further call to MPI is forbidden
 - some runtime errors can be detected at finalize
 - e.g. calling finalize with communications still pending and unmatched

Note on mpich

- Mpich installation in the lab machine (centos 7) requires this in your `.bash_profile`

```
#####  MPICH
export PATH=/usr/local/bin:/usr/lib64/mpich/
bin:$PATH
export LD_LIBRARY_PATH=/usr/local/lib:/usr/
lib64/mpich/lib:$LD_LIBRARY_PATH
export MANPATH=/usr/share/man/mpich/:`manpath`
export PATH
```

- Mpirun becomes mpiexec, e.g.
`mpiexec -np 2 ./pingpong "Hello world(s)"`
– explicit relative path to the executable

Exercise 1

- Define the classical ping-pong program with 2 processes
 - they send back and forth a data buffer, the second process executes an operation on the data (e.g. sum 1).
 - Verify after a given number N of iterations, that the expected result is achieved.
 - Add printouts close to communications
 - Does it work? Why?
- Generalize the ping-pong example to N processes
 - Each process sends to the next one, with some processes being special, e.g.
 - Token ring (a process has to start and stop the token)
 - One-way pipeline (one process starts, one only receives)
 - Can you devise the proper communicator structure?

- MPI_Comm_rank
 - After the MPI_Init
 - Returns the rank of the current process within a specified communicator
 - For now let's just use ranks related to MPI_COMM_WORLD
 - Example:

```
MPI_Comm_rank(MPI_COMM_WORLD, &myrank);
```

Writing “structured” MPI

- We'll never stress this enough
 - Aim at separation of concern : avoid chaotically mixing up MPI primitives and sequential code
 - When possible, write a separate function/class for each type of process in your program
 - Parametric wrt to sequential program parameters and arguments, AND wrt parallel environment
 - E.g. Operates in a give communicator with known assumptions
 - Global initialization done by all processes, local initialization may be done locally (e.g. build a worker-specific communicator inside the farm implementation)
 - Sometimes it may be possible to write MPI code which is generic and may be reused → try to decouple these parts into separate functions

Exercise 2


- Build datatypes for
 - a square matrix of arbitrary element types and constant size 120×120
 - a column of the matrix
 - a row of the matrix
 - a group of 3 columns of the matrix
 - the upward and downward diagonals of the matrix
- Perform a test of the datatypes within the code of exercise 1
 - Initialize the matrix in a known way, perform computation on the part that you pass along (e.g. multiply or increment its elements) and check the result you receive back

- `MPI_TYPE_COMMIT(datatype)`
 - Mandatory to enable a newly defined datatype for use in all other MPI primitives
 - Consolidates datatype definition, making it permanent
 - May compile internal information needed to the MPI library runtime
 - e.g. : optimized routines for data packing & unpacking
- `MPI_TYPE_FREE(datatype)`
 - Free library memory used by a datatype that is no longer needed


Exercise 3

- Define a datatype for a square matrix **with parametric size**
 - Define a datatype for its lower triangular matrix
 - Define one for its upper triangular.
- Test the them within the code of exercise 1


$A_{i,j} \quad i,j \text{ in } 1..n$



$A_{i,j} \quad i \geq j$



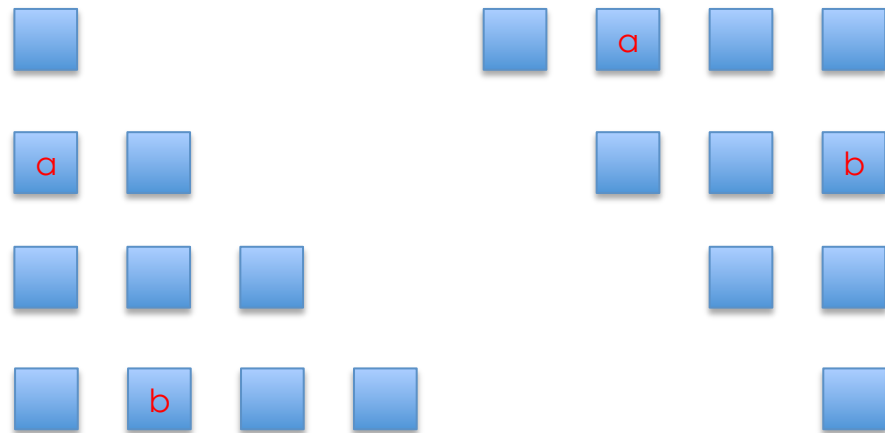
$A_{i,j} \quad i \leq j$



Exercise 3 (cont.)

- In the two-process program
 - initialize randomly a square matrix
 - send the lower triangular and
 - receive it back as upper triangular in the same buffer.
- Is the result a symmetric matrix?
 - How do you need to modify one of the two triangular datatypes in order to achieve that?

- In the end we want $A_{i,j} = B_{j,i}$



Exercise 4

- How do you implement an asynchronous communication with given asynchrony?
 - Implement a communication with asynchrony 1
 - Implement a communication with asynchrony K
- Assigned asynchrony of degree K : asynchronous communication (sender does not block) which becomes synchronous if more than K messages are still pending.
- Receiver can skip at most K receives before sender blocks
- Can you rely on MPI buffering?
- How would you implement a fixed size buffer?

Exercise 5

- Build a task farm skeleton program aiming at general reusability of MPI code
 - Should allow to change the data structures, computing functions and possibly load distribution policies without changing the MPI implementation code
- Simplifying assumptions
 - single emitter and collector
 - stream generation and consumption are functions called within the emitter and collector processes
 - explicitly manage End-of-stream conditions via messages/tags
- Separation of concerns
 - Each kind of process is a C function
 - Each computing task is a function called by the generic process
- Different communication and load balancing strategies
 - Simple round-robin, explicit task request, degree of worker buffering
 - explicit task request, implicit request via Ssend,
- What pros and cons in using separate communicators for the farm skeleton and its substructures?
 - Think of how you could implement some common extensions of the basic farm semantics: initial/periodic worker initialization, workers with status and status collection, work stealing strategies

http://en.wikibooks.org/wiki/Fractals/Iterations_in_the_complex_plane/Mandelbrot_set

- Mandelbrot set
- Compute the escape time (number of iterations before diverging) of the $Z=Z^2+c$ complex sequence for any starting point c
 - c within the square $(-2,-2) (2,2)$
- Computation cannot be optimized, has rather high variance
- You can aggregate several points in a single task
 - Passing a square or a row of points to compute can be quite effective in the emitter, only needing two coordinates and the number of samples to take

```
int GiveEscapeTime(double C_x, double C_y, int iMax,
double _ER2)
{
    int i;
    double Zx, Zy;
    double Zx2, Zy2; /* Zx2=Zx*Zx; Zy2=Zy*Zy */
    Zx=0.0; /* initial value of orbit = critical point
Z= 0 */
    Zy=0.0;
    Zx2=Zx*Zx;
    Zy2=Zy*Zy;

    for (i=0;i<iMax && ((Zx2+Zy2)<_ER2);i++)
    {
        Zy=2*Zx*Zy + C_y;
        Zx=Zx2-Zy2 +C_x;
        Zx2=Zx*Zx;
        Zy2=Zy*Zy;
    };
    return i;
}

/* Example of the worker function computing the escape
time for a single point on the complex plane.
Here a sequence escapes if its squared modulo becomes
greater than _ER2
_ER2 == 4 usually (modulo >= 2 implies divergence)

*/
```

Exercise 5 (cont.)

- Pitfalls and suggestions
 - Can you just change a communicator and plug the farm source code in a different program?
 - Stream management should never depend on knowing the stream length in advance
 - How do you add task grain management? Can you dynamically vary the grain?
 - Aggregation of a square or row of points in a single task is problem-specific → nice feat but it is not a general form of farm grain control
 - Can you model the execution time of the farm from a small execution and try to predict for a longer one? How do the grid resolution and iteration parameters, as well as choices about communication and load balancing affect the prototype?

- Add to the farm skeleton a mechanism to reinitialize the workers
 - The stream computation depends on the status; each part of the stream (substream) is associated with a specific status
 - Example: the status is the max number of iteration in Mandelbrot
 - You cannot just assume to send the status within the job (status updates may be sporadic and quite larger than ordinary tasks)
 - How do you send/receive status updates (ISend, IBSend, Ssend versus non-determinism control in the worker receives)
 - Should you serialize the communications and how? (adding a progressive identifier to the task, the status messages or both, and how to link them)
 - Manage substream ordering in the emitter (choose semantics: no ordering, reordering the results by the tasks, reordering the result by substreams but not by the tasks)